

HSK Registration Manual

HSK 注册说明

Presented by The Confucius Institute
at the University at Buffalo



1. Go to <http://www.chinesetest.cn/index.do>

User Name Password [Login](#) [Recover Password](#) [New User](#) Please enter what [Search](#)

  **汉语考试服务网**
www.chinesetest.cn

Language: English Experience New

[Home](#) [Announcement](#) [About Test](#) [Test Registration](#) [Test Center](#) [Score & Certificate](#) [Practise](#) [Test Regulation](#) [About Us](#)

Test Registration

HSK
Chinese Proficiency Test

HSKK
HSK Speaking Test

YCT
Youth Chinese Test

BCT
Business Chinese Test

Announcement [More>>](#)

- [Dates for Chinese Tests-2013](#) (2013-01-21)
- [Angels in "Young United Nations" took YCT](#) (2012-11-26)
- [Participation in HSK can get more opportunities for](#) (2012-11-14)
- [Confucius Institute at Stony Brook University](#) (2012-11-06)
- [A Sharp Increase of HSK Candidate Number in](#) (2012-05-28)
- [Confucius Classroom Munich Held the First HSK in](#) (2012-05-28)

学会中国话 朋友遍天下
Learn Chinese Double your world

FAQs [More>>](#)

- The test I want to attend is closed for registration. Do I have any other option
- I have registered for the test and paid the test fees. Can I cancel my registrat

2012年汉语水平考试业务会议(成都)

Score **Certificate**

Admission Ticket

No.:

Name:

Validation Code: 5797

Admission Ticket No. [Enquiry](#)

Registration Procedure 1 2 3



The Confucius Institute at the University at Buffalo

2. If you already have an account, login and click “test registration,” then go to step 6, otherwise go to step 3.

The screenshot shows the homepage of the Chinese Test Service Network (www.chinesetest.cn). At the top, there is a login section with fields for 'User Name' and 'Password', and a 'Login' button highlighted with a red box. To the right of the login fields are links for 'Recover Password' and 'New User'. Below the login section is a navigation menu with 'Test Registration' highlighted by a red box. A red arrow points from the 'Test Registration' menu item to the 'Login' button. Another red arrow points from the 'Test Registration' menu item to the 'Announcement' section. The 'Announcement' section contains several news items with dates, such as 'Dates for Chinese Tests' (2013-01-21) and 'Angels in Young United Nations' (2012-11-26). On the left side, there are logos for HSK, HSKK, YCT, and BCT. At the bottom left, there is a 'Registration Procedure' section with a progress bar showing steps 1, 2, and 3. On the right side, there is a 'Score' and 'Certificate' section with input fields for 'Admission Ticket No.', 'Name', and 'Validation Code', and a '5797' validation code. A '2012年汉语水平考试业务会议(成都)' banner is also visible.



The Confucius Institute at the University at Buffalo

3. On the top of the page, click the “New User” button to create your account.



You can change the display language by clicking here.



The Confucius Institute at the University at Buffalo

4. Fill in the information to create an account.

Account Creating

(The following with * are required to be filled out.)

Email Address: * Please enter common email address in order to timely access to authentication information!

Password: * At least 6 characters

Confirm Password: * Keep consistent with password!

Nationality:

Mother Tongue:

Birth Date:

How long have you been learning Chinese:

Why do you want to learn Chinese:



The Confucius Institute at the University at Buffalo

5. After submitting the information, you will see the page shown below. Click “Register Now” to register for the HSK test.

Welcome ubci@buffalo.edu back. [Personal Information Center](#) [Log Out](#)

  汉语考试服务网
www.chinesetest.cn

Language: English

[Home](#) [Announcement](#) [About Test](#) [Test Registration](#) [Test Center](#) [Score & Certificate](#) [Practise](#) [Test Regulation](#) [About Us](#)

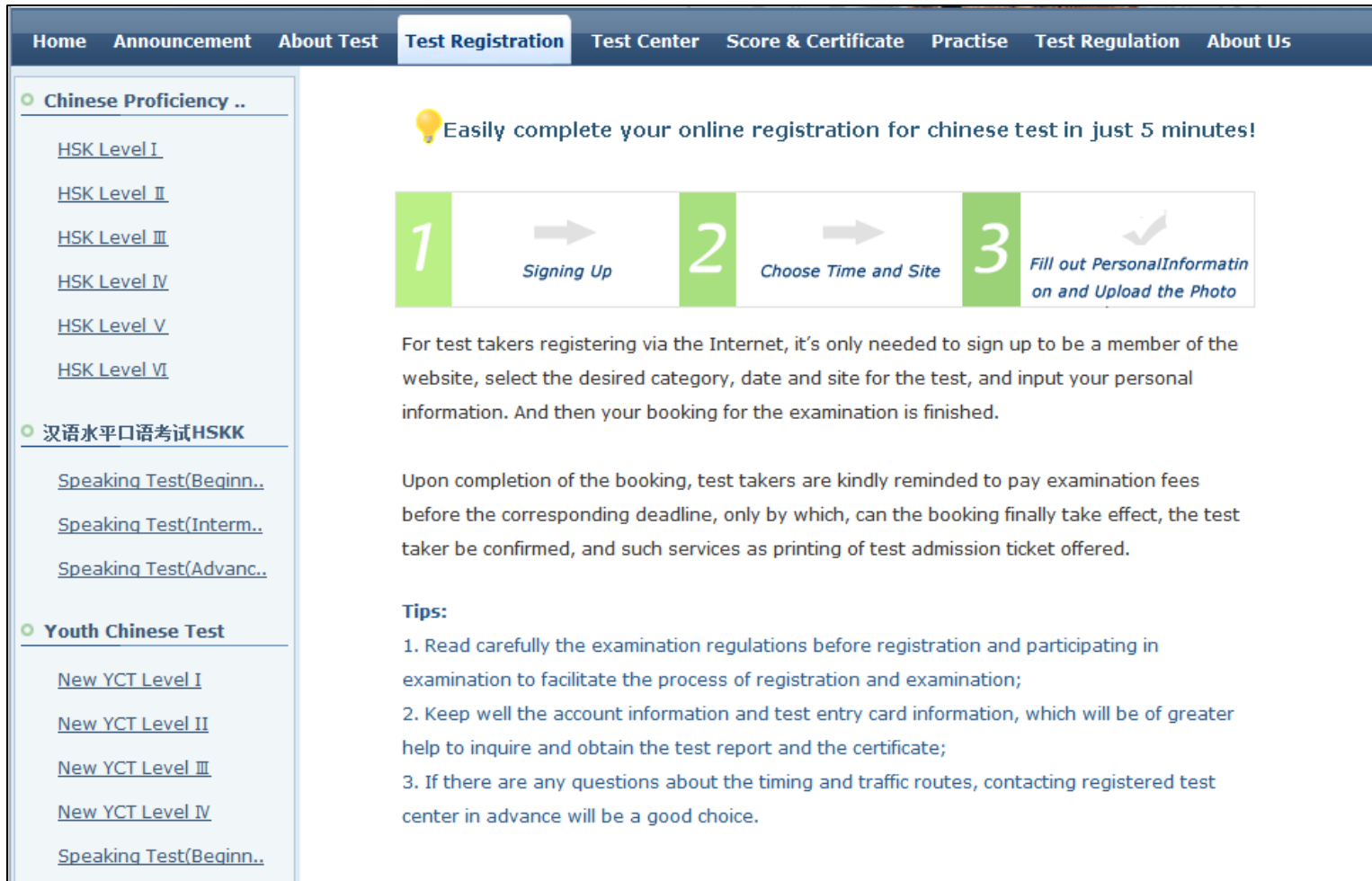
✔ Successfully registered as a website user!

[Enter Personal Information Center](#) [Register Now](#)



The Confucius Institute at the University at Buffalo

6. You will see the page shown below.

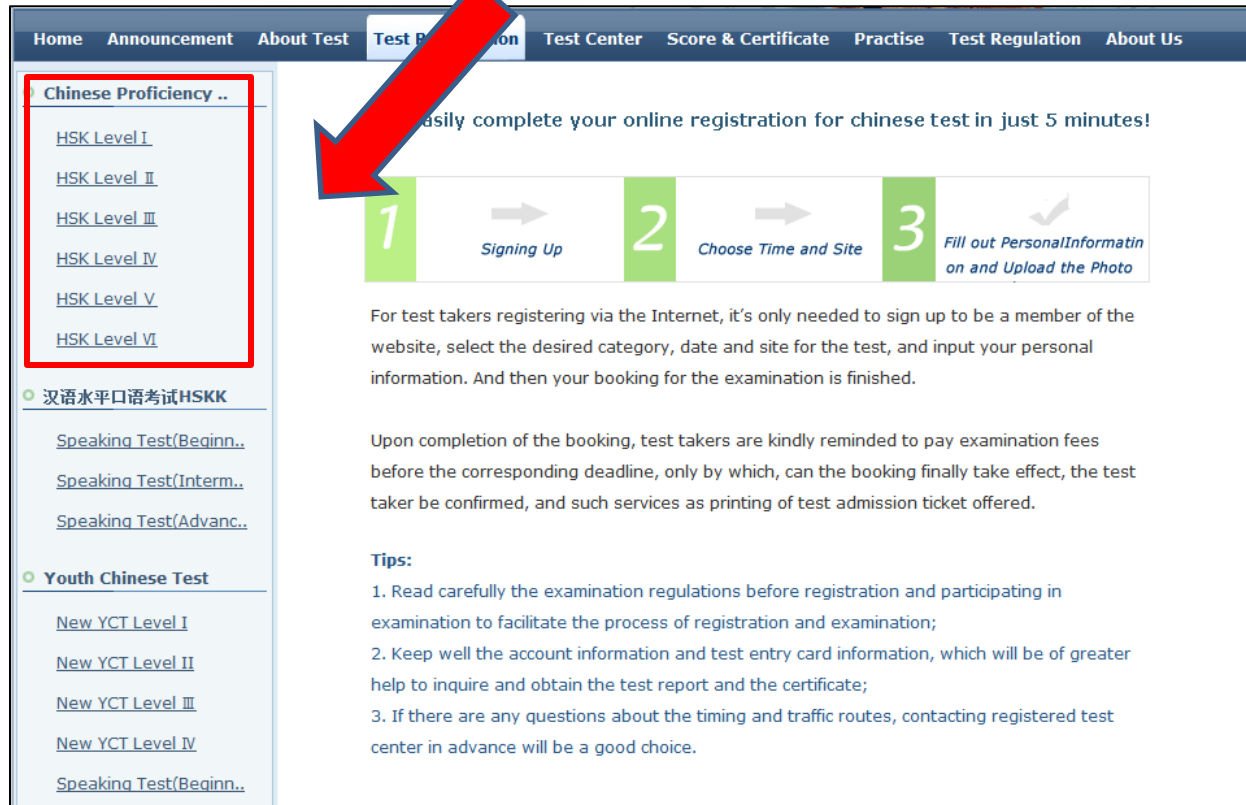


The screenshot shows the 'Test Registration' page of the HSK website. The navigation bar includes Home, Announcement, About Test, Test Registration (highlighted), Test Center, Score & Certificate, Practise, Test Regulation, and About Us. The left sidebar lists categories: Chinese Proficiency (HSK Levels I-VI), HSKK (Speaking Test), and Youth Chinese Test (New YCT Levels I-IV, Speaking Test). The main content area features a lightbulb icon and the text: 'Easily complete your online registration for chinese test in just 5 minutes!'. Below this is a three-step process diagram: 1. Signing Up, 2. Choose Time and Site, and 3. Fill out Personal Information and Upload the Photo. The text explains that registration is quick and requires signing up, selecting a category, date, and site, and providing personal information. It also notes that payment of examination fees is required for the booking to be confirmed and for services like printing admission tickets to be offered. A 'Tips' section provides three instructions: 1. Read regulations before registration; 2. Keep account and test entry card information; 3. Contact the registered test center for questions.



The Confucius Institute at the University at Buffalo

7. Choose the level or levels you want to register for in the “Chinese Proficiency Test” column on the left.



Home Announcement About Test **Test Registration** Test Center Score & Certificate Practise Test Regulation About Us

Chinese Proficiency Test

- [HSK Level I](#)
- [HSK Level II](#)
- [HSK Level III](#)
- [HSK Level IV](#)
- [HSK Level V](#)
- [HSK Level VI](#)

○ 汉语水平口语考试 HSKK

- [Speaking Test\(Beginner\)](#)
- [Speaking Test\(Intermediate\)](#)
- [Speaking Test\(Advanced\)](#)

○ Youth Chinese Test

- [New YCT Level I](#)
- [New YCT Level II](#)
- [New YCT Level III](#)
- [New YCT Level IV](#)
- [Speaking Test\(Beginner\)](#)

Easily complete your online registration for chinese test in just 5 minutes!

- 1** Signing Up
- 2** Choose Time and Site
- 3** Fill out Personal Information and Upload the Photo

For test takers registering via the Internet, it's only needed to sign up to be a member of the website, select the desired category, date and site for the test, and input your personal information. And then your booking for the examination is finished.

Upon completion of the booking, test takers are kindly reminded to pay examination fees before the corresponding deadline, only by which, can the booking finally take effect, the test taker be confirmed, and such services as printing of test admission ticket offered.

Tips:

1. Read carefully the examination regulations before registration and participating in examination to facilitate the process of registration and examination;
2. Keep well the account information and test entry card information, which will be of greater help to inquire and obtain the test report and the certificate;
3. If there are any questions about the timing and traffic routes, contacting registered test center in advance will be a good choice.



The Confucius Institute at the University at Buffalo

8. We have chosen “HSK level II” and test date “03/24/2013” as an example in the manual. After clicking the “HSK Level II” button, you will see the level description and recommendations.



The screenshot shows a web interface for HSK registration. The top navigation bar includes links for Home, Announcement, About Test, Test Registration (highlighted), Test Center, Score & Certificate, Practise, Test Regulation, and About Us. A registration procedure progress bar shows steps 1, 2, and 3. The main content area is titled "HSK Level II" and features a "Register Now" button. A left sidebar lists HSK levels I through VI, with "HSK Level II" highlighted by a red box. Below the sidebar, there are two paragraphs of text describing the HSK (Level II) test.

Home Announcement About Test **Test Registration** Test Center Score & Certificate Practise Test Regulation About Us

Registration Procedure 1 2 3

HSK Level II Register Now

Chinese Proficiency Test

- HSK Level I
- ▶ HSK Level II**
- HSK Level III
- HSK Level IV
- HSK Level V
- HSK Level VI

汉语水平口语考试HSKK

The HSK (Level II) assesses test takers' abilities in the application of everyday Chinese. It is the counterpart of the Level II of the *Chinese Language Proficiency Scales for Speakers of Other Languages* and the A2 Level of the *Common European Framework of Reference (CEF)*. Test takers who are able to pass the HSK (Level II) have an excellent grasp of basic Chinese and can communicate in simple and routine tasks requiring a simple and direct exchange of information on familiar and routine matters.

The HSK (Level II) is intended for students who have studied Chinese for two semesters (an academic year), with 2-3 class hours in each week. These students have mastered 300 commonly used words and related grammar patterns.



The Confucius Institute at the University at Buffalo

9. Click “Register Now” to register for this HSK level test.



The screenshot shows the 'Test Registration' page for HSK Level II. The navigation bar includes 'Home', 'Announcement', 'About Test', 'Test Registration', 'Test Center', 'Score & Certificate', 'Practise', 'Test Regulation', and 'About Us'. The 'Test Registration' tab is active. On the left sidebar, under 'Chinese Proficiency Test', 'HSK Level II' is highlighted with a red box. In the main content area, 'HSK Level II' is displayed, and a 'Register Now' button is highlighted with a red box. The page contains descriptive text about the HSK (Level II) test, its purpose, and the intended audience.

Home Announcement About Test **Test Registration** Test Center Score & Certificate Practise Test Regulation About Us

Registration Procedure 1 2 3

Chinese Proficiency Test

HSK Level I

▶ HSK Level II

HSK Level III

HSK Level IV

HSK Level V

HSK Level VI

汉语水平口语考试HSKK

HSK Level II

[Register Now](#)

The HSK (Level II) assesses test takers' abilities in the application of everyday Chinese. It is the counterpart of the Level II of the *Chinese Language Proficiency Scales for Speakers of Other Languages* and the A2 Level of the *Common European Framework of Reference (CEF)*. Test takers who are able to pass the HSK (Level II) have an excellent grasp of basic Chinese and can communicate in simple and routine tasks requiring a simple and direct exchange of information on familiar and routine matters.

The HSK (Level II) is intended for students who have studied Chinese for two semesters (an academic year), with 2-3 class hours in each week. These students have mastered 300 commonly used words and related grammar patterns.



The Confucius Institute at the University at Buffalo

10. Choose The Confucius Institute at the University at Buffalo test center information click “Submit.”

Home Announcement About Test **Test Registration** Test Center Score & Certificate Practise Test Regulation About Us

1 Choose Test Center 2 Fill out Personal Information 3 Upload 4 Confirm Registration Registration confirmed

HSK Level II--Registration--Test Center Choosing

Continent: * Please select the continent with the most convenient test site for you.

Country/Region: * Please select the country/area with the most convenient test site for you

Type Of Test Paper Test Machine * Please Select Type Of Test Center
Center: Test

Test Center: * Please select your desired test location

Test Date: * Test time to participate in the test

I have read and agreed to the Instructions *



The Confucius Institute at the University at Buffalo

11. On the next page, fill in the test taker information. Then click “Next Step.”

1 Choose Test Center 2 Fill out Personal Information 3 Upload 4 Confirm Registration Registration confirmed

HSK Level II--Registration--Test Taker Information

User Name: ubci@buffalo.edu

Name: * Please input the surname and
firstname on your valid certificate

Chinese Name: Please input your correct Chinese
name

Gender: * Click "Browse" to select

Birthday: * Click "Input Box" to enter your birth
date

Nationality: * Enter your nationality

Mother Tongue: * Enter your first language, i.e. mother
language

ID Type: * Select your valid certificate with a
number of 3-38 characters.

ID Card Number: * Valid certificate number of your
selected ID type



The Confucius Institute at the University at Buffalo

12.Upload your photo. Please read the recommendations listed on the right of the page under “Related Notes.” Then click “Next Step.”

1 Choose Test Center 2 Fill out Personal Information 3 Upload 4 Confirm Registration Registration confirmed

HSK Level II--Registration--Photo Upload


Name: xj

Option One

Option Two

[Take a photo with web camera](#)

Preview :



Related Notes

- ◇ Photo Requirements: no changes to photos are permitted if uploaded .
- ◇Photo Requirements: recent bareheaded, full-face, white-color background, two-inch certificate photo, instead of landscape photos or photos of everyday life.
- ◇ Photo Formats: JPG, GIF, PNG .
- ◇ Photo Standards: 180 pixels * 240 pixels
- ◇ File Size: less than 100K

For test takers that cannot upload their electronic photos on the registration website, they can use removable storage devices (U disk, mobile hard disk, etc.) to take it to the Test Site, and ask for help from Test Site staffs.



The Confucius Institute at the University at Buffalo

13. Confirm that all your personal information is correct. Then click “confirm and submit .”

Home Announcement About Test **Test Registration** Test Center Score & Certificate Practise Test Regulation About Us

1 Choose Test Center 2 Fill out Personal Information 3 Upload 4 Confirm Registration Registration confirmed

HSK Level II--Registration--Candidate information confirmation

User Name	ubci@buffalo.edu	Photo
Name	xj	
Chinese Name		
Gender	Female	
Birthday	1999-07-06	
Telephone Number	7168660556	
Address		
Nationality	CHINA	
Mother Tongue	Chinese	
ID Type	Passport	
ID Card Number	50034	
Test Type	HSK二级	
Test Date	2013-03-24	
考点名称	Confucius Institute at Buffalo University	
考试地点		

[Previous](#) [Confirm and submit](#)



The Confucius Institute at the University at Buffalo

14. When you have successfully registered for the HSK, you will see this page. Click 在线支付 (Must pay 10 days before the test).



The screenshot shows the registration process on the HSK website. The navigation bar includes: Home, Announcement, About Test, Test Registration, Test Center, Score & Certificate, Practise, Test Regulation, and About Us. The progress bar indicates four steps: 1. Choose Test Center, 2. Fill out Personal Information, 3. Upload, and 4. Confirm Registration, which is marked as 'Registration confirmed' with a green checkmark. The main content area displays the message: 'Successfully pre-registered, with a test confirmation letter sent to your email box'. Below this, three instructions are listed: 1. Please pay your registration fees at **Confucius Institute at Buffalo University** before 2013-02-25 or 在线支付. Your booking will be automatically canceled in case of failure to receive your fees until expiration. 2. Please verify whether the information you filled out is correct or not, because no changes to such information are allowed as the personal and registration information after registration expiration. 3. It's expected that from **2013-03-14** you will be able to login into the website and print your Admission Ticket. At the bottom of the content area, there is a blue button labeled '在线支付' (Online Payment), which is highlighted with a red box and a large red arrow. Below the button are two links: [Enter Personal Information Center](#) and [Return to Home](#).



The Confucius Institute at the University at Buffalo

15. Click “Buy Now” and double-check test date and location.

Welcome to HSK Test





Register for the HSK Test


FOR TEST TAKERS

Please check your profile and payment type

xj	2013年03月24日HSK（二级）考试	美国纽约州立大学布法罗孔子学院(网考)	30.00
		Total:	30.00

Payment Method



The Confucius Institute at the University at Buffalo

16. Follow the directions to complete payment by PayPal or credit card.

HANBAN CHINESE ONLINE TESTING CENTER English

Your order summary

Descriptions	Amount
Group Payment, Order ID:8114621 Item price: \$30.00 Quantity: 1	\$30.00
Item total	\$30.00
Total \$30.00 USD	

Choose a way to pay

PayPal securely processes payments for HANBAN CHINESE ONLINE TESTING CENTER.

▶ [Have a PayPal account?](#) **PayPal**

Log in to your account to pay

▼ [Don't have a PayPal account?](#)
Pay as a guest now, sign up for PayPal later

Country

First name

Last name

Address line 1

Address line 2 (optional)

City

Province

Postal code

Telephone

Email

[Continue](#)

*Payments processed by **PayPal***



The Confucius Institute at the University at Buffalo

- The last day for registration and payment is 10 days prior to the test.
- We can only accept payment online.
- On the day of testing,
 - Please bring HSK Test Admission Ticket.
 - Please bring Valid photo ID (driver's license, passport, or student ID).
 - You are requested to arrive at the testing site at least 15 minutes prior to the start of the test. No one will be permitted to enter the test classrooms after the test starts.
 - These items WILL NOT be allowed on the testing site: Cell phones, notebooks, lap tops, books, scratch paper, dictionaries, electronic devices, or test preps of any kind.
- For more information, please call [716-645-6480](tel:716-645-6480) or send Email to ubci@buffalo.edu



The Confucius Institute at the University at Buffalo